

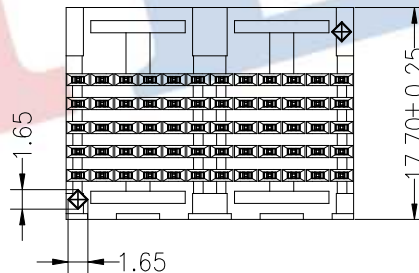
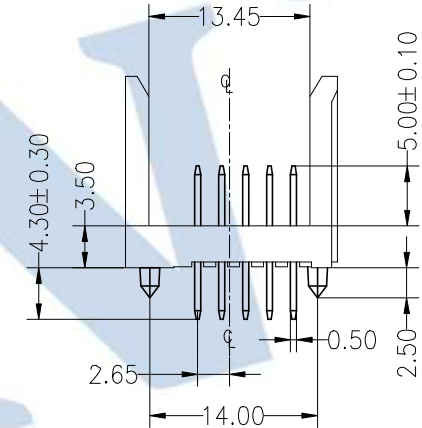
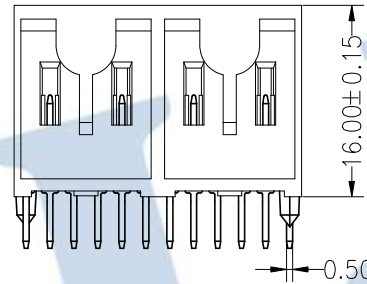
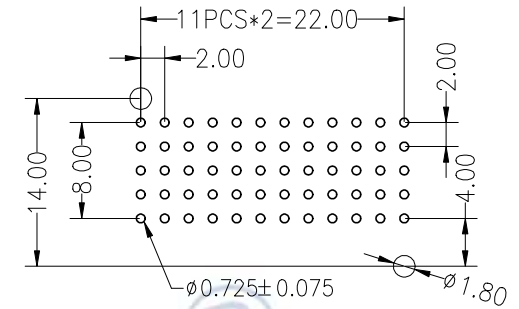
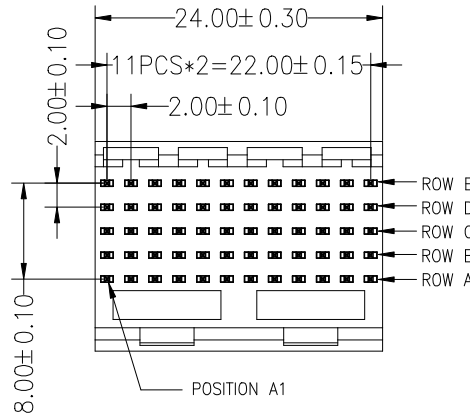


SPECIFICATIONS

Rated Current:1.0AMP
 Contact Resistance:30mΩ Max
 Withstand Voltage:500V AC/DC
 Insulation Resistance:1000MΩ Min
 Operation Temperature:-40°C to +105°C

Contact Material:Brass
 Contact Plating:Au or Sn Over Ni
 Insulator Material:Polyester(UL94V-0)
 Resistance To Soldering Heat:
 260° C±5° C, 10s(LCP insulator)

Recommended P.C.B Layout(Top Side)
 (PCB BOARD TOLERANCE±0.05)



Ordering Information

3510 5 60 A M S XX NW X X

- No.of Pins: 5x12P
- Contact Type: F:Female, M:Male
- Contact Plating: G0:Gold Flash, S0:Gold Flash/Tin, S1:2U" Gold/Tin, S2:5U" Gold/Tin, S3:10U" Gold/Tin, S4:15U" Gold/Tin, S5:30U" Gold/Tin, SN:Tin
- Packing: A:Tray, T:Tube

				OPERATION		DRAW	YiYuSheng	19.10.21	SCALE	FIT	JILN ® 深圳市锦凌电子有限公司 SHENZHEN JINLING ELECTRONICS CO.,LTD Tel: 86-755-27483253 Fax: 86-755-2997-5588	
				X.X	±0.30				UNIT	mm		
				X.XX	±0.20				SIZE	A4		
				X.XXX	±0.10				SHEET	1/1		
A0	2019.10.21	NEW DRAWING		Angle	±3°	APPROVE		PROJ.	◆	PART NO.	3510560AMSXXNWXX	
REV	DATE	MODIFICATION DESCRIPTION		DIM	TOL					TITLE:	FUTURE BUS,5*12 Male 180°	